

## WP5-12 12Volt 5Ah

### Specifications

Nominal Voltage(V) 12V

#### Nominal Capacity

20 hour rate	(0.25 A to 10.50V)	5Ah
10 hour rate	(0.475 A to 10.50V)	4.75 Ah
5 hour rate	(0.85 A to 10.20V)	4.25 Ah
1 C	(5A to 9.60V)	2.833 Ah
3 C	(15A to 9.60V)	2.0 Ah

Weight Appro x. 1.9kg(4.18 Lbs.)

Internal Resistance (at 1KHz) Approx. 19 mΩ

#### Maximum Discharge Current for

5 seconds: 75A

#### Charging Methods at 25 C°(77°C)

Cycle use:

Charging Voltage 14.4 to 15.0V

Coefficient -5.0mV/ /cell

Maximum Charging Current: 1.5 A

Standby use:

Float Charging Voltage 13.5 to 13.8 V

Coefficient -3.0mV/°C/cell

#### Operating Temperature Range

Charge -15°C (5°F) to 40°C (104°F)

Discharge -15°C (5°F) to 50°C (122°F)

Storage -15°C (5°F) to 40°C (104°F)

#### Charge Retention (shelf life) at 20°C(68°F)

1 month	92%
3 month	90%
6 month	80%

Case Material ABS

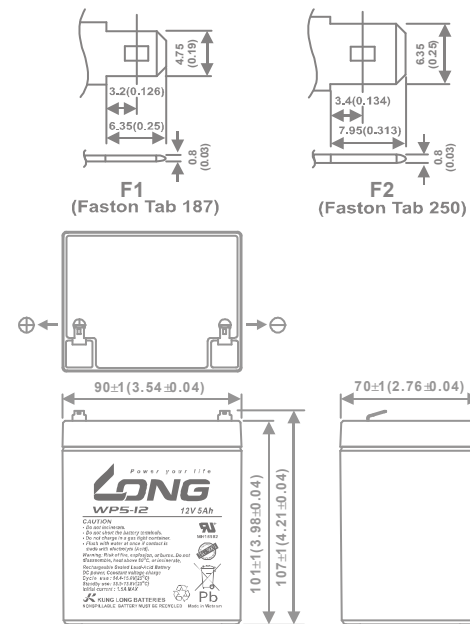
(Option : UL94 HB & UL94 V -0 flame retardant )

Terminal F1 or F2 (Faston Tab 187 or 250)

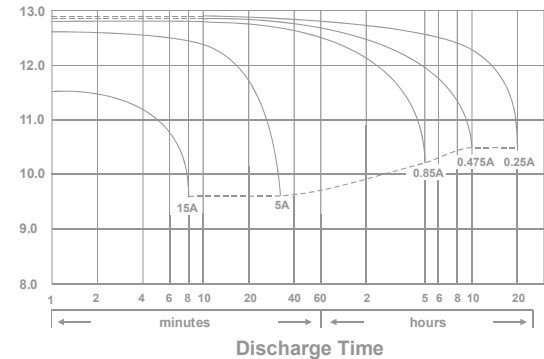


### Dimensions

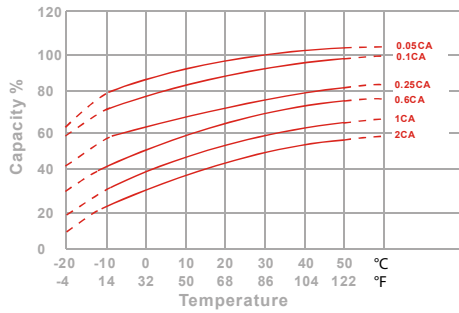
mm(inch)



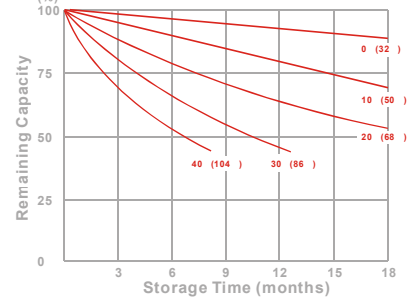
(V) FOR 12V BATTERY Discharge Time VS. Discharge Current (25 °C)



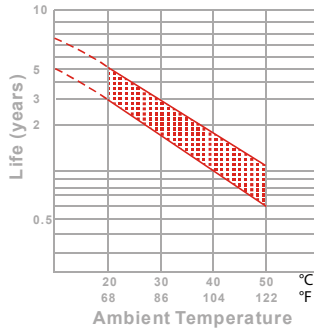
Effect of Temperature on Capacity 25°C



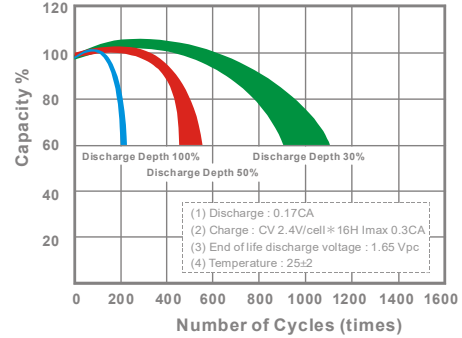
Capacity Retention Characteristic



Trickle (or float) Service Life



Cycle Service Life



**- PERFORMANCE DATA**

Discharge Rates in Watts to Various End Voltages at 25°C(77°F)

End Voltage		1.85V	1.80V	1.75V	1.70V	1.67V	1.65V	1.60V
5	min	218	237	249	261	266	273	282
10	min	154	166	175	181	184	188	194
15	min	118	127	131	135	137	139	142
30	min	66.9	70.3	72.7	75.1	75.9	76.8	77.5
60	min	35.7	37.6	38.8	40.2	40.9	41.6	42.4
120	min	18.8	20.3	21.2	21.9	22.3	22.8	23.5
180	min	15.2	16.3	17.1	17.8	18.1	18.4	18.9
240	min	12.1	12.9	13.6	14.0	14.2	14.4	14.7
300	min	10.4	11.2	11.7	11.9	12.0	12.1	12.3
600	min	6.05	6.53	6.89	7.02	7.08	7.14	7.23
1200	min	3.18	3.43	3.62	3.69	3.72	3.75	3.80

**- Discharge Rates in Amperes to Various End Voltages at 25°C(77°F)**

End Voltage		1.85V	1.80V	1.75V	1.70V	1.67V	1.65V	1.60V
5	min	17.8	21.7	23.9	25.8	26.4	27.0	27.8
10	min	13.2	14.8	15.7	16.2	16.6	16.9	17.3
15	min	9.92	10.5	10.9	11.1	11.2	11.3	11.5
30	min	5.84	6.15	6.26	6.38	6.42	6.47	6.55
60	min	3.04	3.20	3.38	3.46	3.49	3.53	3.59
120	min	1.58	1.70	1.79	1.87	1.91	1.94	1.99
180	min	1.27	1.35	1.41	1.47	1.49	1.52	1.55
240	min	1.00	1.07	1.11	1.15	1.16	1.18	1.21
300	min	0.851	0.898	0.919	0.942	0.953	0.962	0.978
600	min	0.497	0.506	0.514	0.521	0.524	0.529	0.535
1200	min	0.268	0.274	0.279	0.284	0.286	0.287	0.291